



69 O'Connell Street, Limerick

(061) 953400


# TECHNICAL SPECIFICATIONS

# Contents

Overview	Page 3
Seating capacity	Page 3
Access	Page 4
Lighting	Page 5
Sound	Page 6
Backstage facilities	Page 7
Plans	Page 8
Directions	Page 11

## STAFF

Executive Director	Louise Donlon	<a href="mailto:louise@limetreetheatre.ie">louise@limetreetheatre.ie</a>
Creative Producer	Sarah Lynch	<a href="mailto:sarah@limetreetheatre.ie">sarah@limetreetheatre.ie</a>
Marketing Manager	Gill Fenton	<a href="mailto:gillian@limetreetheatre.ie">gillian@limetreetheatre.ie</a>
Marketing Executive	Heather Canfield	<a href="mailto:heather@limetreetheatre.ie">heather@limetreetheatre.ie</a>
Box Office Manager	Sharon Kiely	<a href="mailto:sharon@limetreetheatre.ie">sharon@limetreetheatre.ie</a>
Technical Manager	Role currently vacant	
Please direct all queries to Stage Technician	Gill McNamara	<a href="mailto:technical@limetreetheatre.ie">technical@limetreetheatre.ie</a>
	Gary Lysaght	<a href="mailto:gary@limetreetheatre.ie">gary@limetreetheatre.ie</a>



## Auditorium & seating capacity

The seating capacity of the auditorium is 220. The first 9 rows of the seats are retractable. The remaining seats in the rake may not be used as public seating in this configuration due to health & safety guidelines. There is no access from front of house to backstage. Access is through doors situated at the right-hand side of the auditorium.

There are fire extinguishers situated throughout the venue.

## Cinema

The Belltable has Digital Cinema facilities. Screen, Projector Server and sound system.

Please note that the Belltable runs Cinema on Mondays 5pm & 8pm. This may affect get in times. Please confirm scheduling with the Technical manager.

## Access

The Stage doors are situated at the up stage right side of the stage and are accessible via Daly's Lane, off Mallow Street. (See Directions page 11)

Please note that there is no parking available at the venue. Once the load in is complete you must find alternative parking for your truck, van or car, unless otherwise arranged with the Technical Manager.

## Stage Door dimensions

The stage door is 3m tall x 2m wide

## Stage specifications

The stage is a ply sprung floor with a black marmolium surface. You may not screw into the stage. The stage may not be painted. We have a stock of braces and stage weights. See masking and drapes p5.

Please contact the technical manager for further details.

## Dimensions (see plans with notes page 8)

- 6m to the grid
- Stage area seats in 7.7m wide 9m deep
- Stage area seats out 7.7m wide 18m deep
- Stage left scene dock 4.3m wide 4.5m high

## Masking and drapes

At present the stage area is set up as a black box with two upstage exits S/R and S/L and one mid stage left.

- 4 X 1.5m x 6m legs
- 2 X 7.7M X 1M Border
- 1 X 3m x 6m black.
- Various ancillary black tat.
- 4 x bays of pipe and drape 3m x 6m.

## Access equipment

- 1x Genie GR15 powered mobile hoist.
- 1x short straight extension ladder
- 1x long straight extension ladder
- 1x A frame extension ladder
- 1x Small A frame Ladder.

# LIGHTING

## Control.

ETC Element console with 2 universes, touch screen mouse and keyboard.

Lighting facility panels are located throughout the stage area and overhead in the Auditorium. Each facility panel has 6 x 16amp dimmers, audio tie lines, 13amp hot power and 16amp sound power and 3pin xlr tie lines that are suitable for dmx.

## Lamp Stock.

- 16 x source4 15/32° profiles
- 10 x source 4 25/50° profiles
- 4 x source 4 26° profiles
- 4 x source 4 50° profiles
- 10 x 1.2K Robert Juliat fresnels
- 6 x 2K Robert Juliat fresnels
- 8 x A.D.B Eurolite fresnels
- 25 x Par 64 (normally CP62 please confirm)
- 4 x 500w Thomas floods
- 10 x 1K Selecon flood
- 6 x Prolights Studio cob FC with Barndoors.

## Cable

- 15 x 10m 16amp
- 15 x 5m 16amp
- 12 x y chord splitters
- Various 13 amp extensions
- 1x 8m dmx controller cable
- 1x 25m dmx controller cable
- 6 x 16amp – 15amp adaptors.

## Dimming

- Dimmers. Strand wallracks 250 ways
- 10 way I.W.Bs onstage and FOH see plan
- 4 x 6-way patch bays situated at floor level see plan
- Please note bar no 17 on the attached plan is lx1

## Mains supplies

We have limited extra mains supplies, please contact the Technical Manager if you require extra mains supply

Please note we use 16amp connectors.

# SOUND

## Control

Yamaha LS9 16 digital console (booth & auditorium mix positions) usually situated in control booth

## Speaker system

- 2 x EV Tour X 1152 mid hi loudspeakers
- 2 x EV Tour X 2181 subwoofers
- 1 x EV CP3000S amplifier

## Monitor system

- 6 x EV Tour X PX112M monitors
- 1 x EV CPS4.1 4 channel amplifier

## Microphones

- 6 x Shure SM58
- 4 x Shure Beta 57

## Ancillaries and cable

- 4 x KT DN100 active DI boxes
- 6 x K&N tall boom mic stands
- 20 x 15m mic leads
- 10 x 5m mic leads
- Various speakon cable for monitors bins, tops, and patch
- 4 x 4m xlr multi for patch in control room.
- 1 x 16/4 way 30m multi from control to the stage.
- 1 X 16/4 way multi to the control room from FOH mix position.
- 1 x Tascam CD-RW900SL cd player
- 1 x Sony MDS-JE330 minidisk player

## Touring

We are happy for touring companies to use our system and equipment. The front of house mix position is located in the middle of the auditorium to one side. (See small balcony in photo)

There is a 16/4way multi to the Control room to patch into the amps from the FOH position. There is 13-amp power located at the FOH position.

Please note that 4 seats are reserved for the FOH sound position. These seats are permanently blocked for music events or events that require an in-auditorium control position.

## Backstage Facilities

### Comms

- 4 way R.T.S talkback base station located in the Control Room
- 4 x R.T.S belt packs and headsets.
- Patched throughout the backstage and stage area via audio tie lines.

### Stage Manager station

There is back of house paging located in the stage left wing with show relay to the Dressing rooms and Green room.

### WiFi for visiting companies

Please contact the Technical Manager for details. Wifi log in details will be issued on request.

### Dressing Rooms.

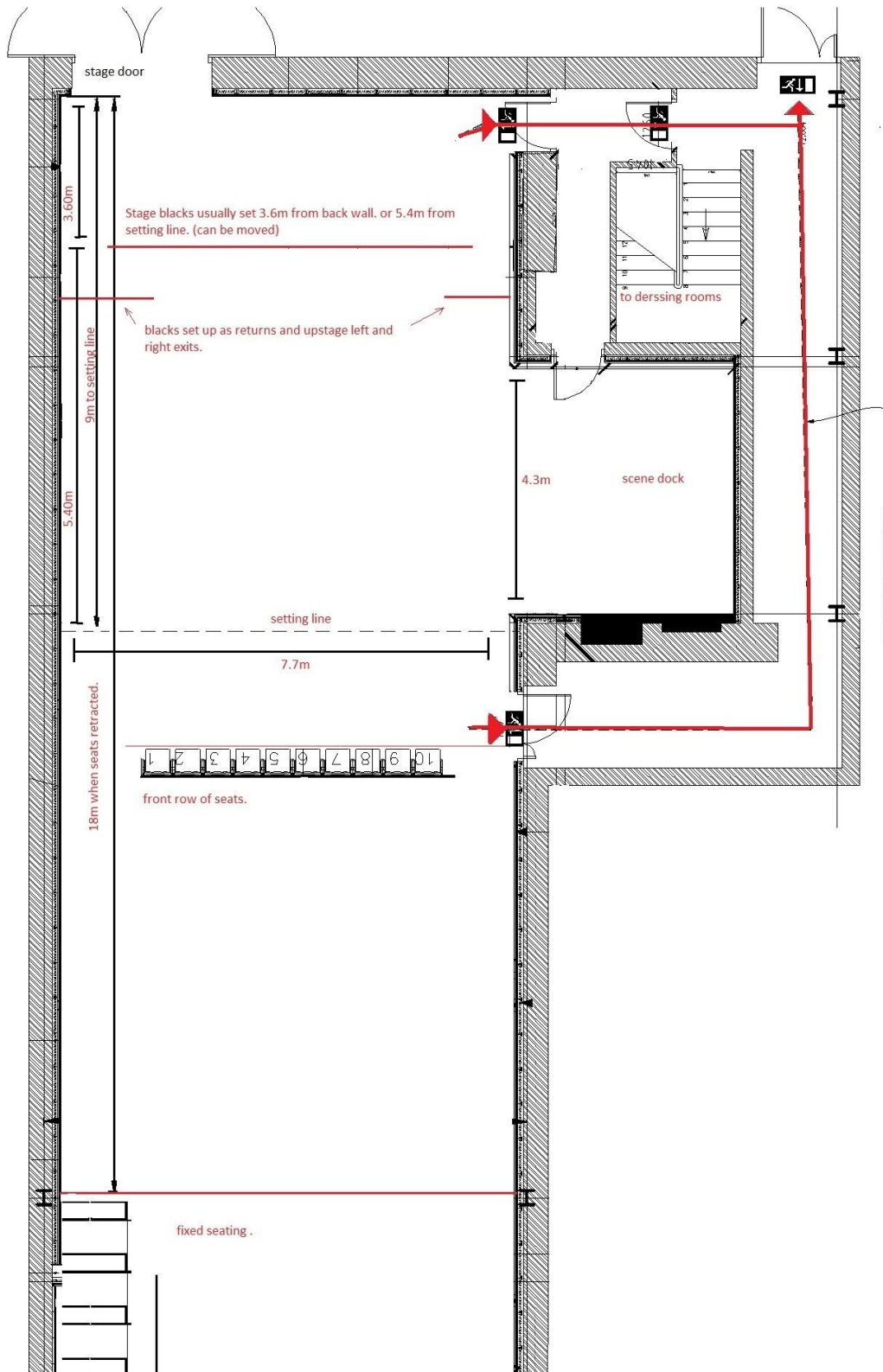
- Two dressing rooms available on the first floor
- A green room with tea, coffee facilities on the second floor
- Dressing rooms have full mirrors and lighting
- One electric shower in each dressing room
- 20 Chairs
- 1x oil filled radiator
- 1x electric heater
- 1x iron and board
- One costume rail in each room
- There is a loudspeaker station in each dressing room.
- Two toilets on the first floor and one on the second floor.

### Laundry facilities

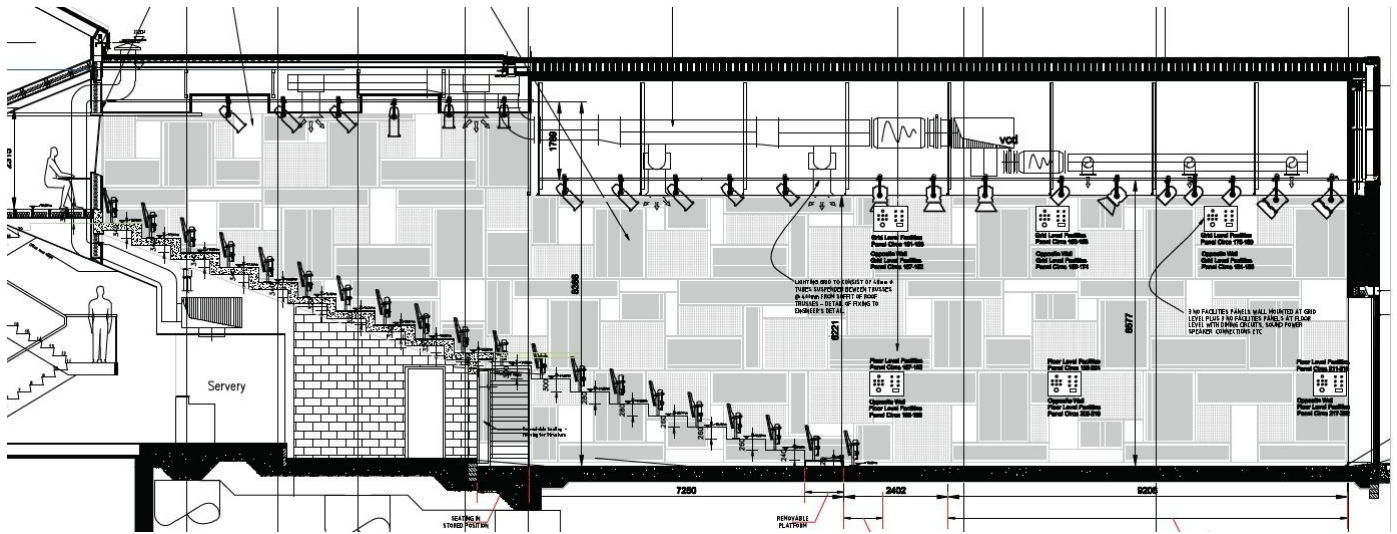
There is a washing machine and condenser dryer located in the Green Room on the third floor. These facilities are at the disposal of incoming companies.



# Basic measurements



# Section

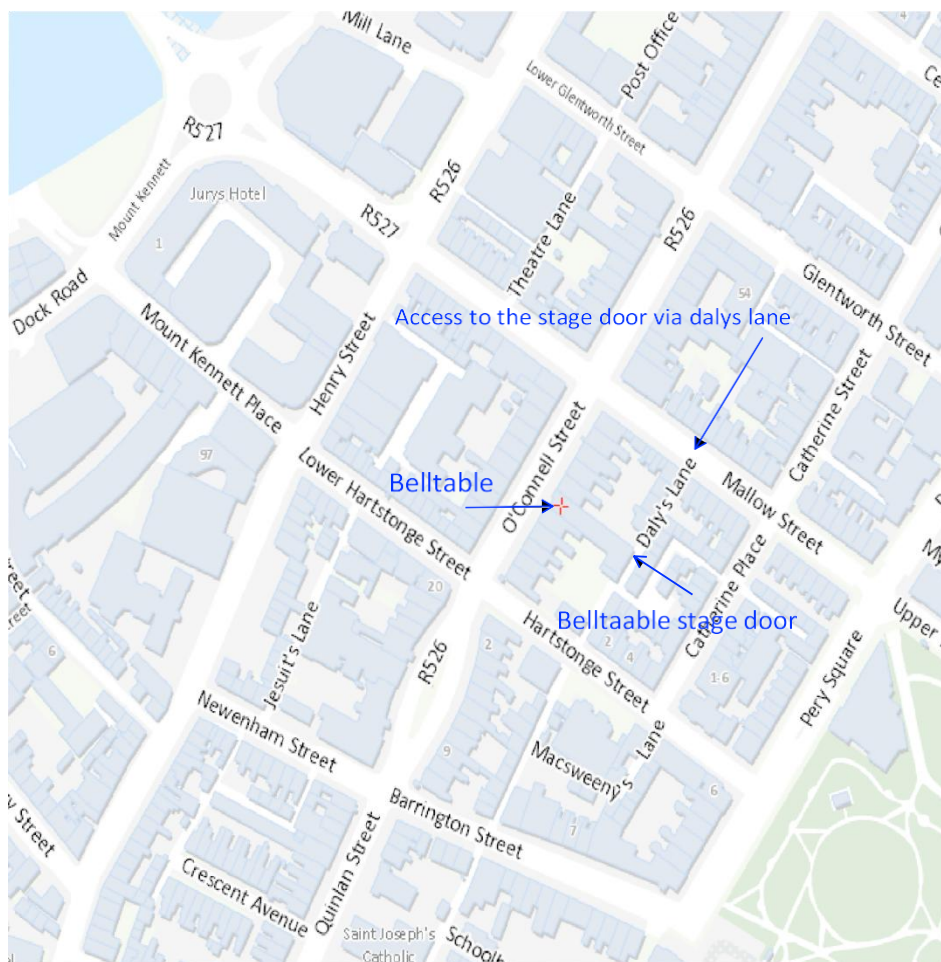


## Directions to the Belltable

Belltable is located in the centre of Limerick city on the main street, O'Connell Street.

Stage door access is via Daly's Lane off Mallow street.

Please note there is no parking available for trucks, vans or cars at the venue. Once the load in is complete you must find alternative parking for your truck, van or car. There is on street parking available around the venue and parking discs may be purchased from the Box Office.



Last updated: April 2022 by J. Kavanagh.