



Mary Immaculate Collage. Limerick.

V94 4D85

(061) 953 400

# TECHNICAL SPECIFICATIONS

# Contents

Overview	Page 3
Seating capacity	Page 3
Stage & Access	Page 4
Lighting	Page 7
Sound	Page 9
Backstage facilities	Page 11
Plans	Page 12
Directions	Page 16

Please note that all plans are available from the Technical Manager in .pdf format.  
Email [jay@limetreetheatre.ie](mailto:jay@limetreetheatre.ie) for further information.

# Overview

## Staff

<b>Executive Director</b>	<b>Louise Donlon</b>	<a href="mailto:louise@limetreetheatre.ie">louise@limetreetheatre.ie</a>
<b>Creative Producer</b>	<b>Sarah Lynch</b>	<a href="mailto:sarah@limetreetheatre.ie">sarah@limetreetheatre.ie</a>
<b>Marketing Manager</b>	<b>Gill Fenton</b>	<a href="mailto:gillian@limetreetheatre.ie">gillian@limetreetheatre.ie</a>
<b>Senior Marketing Executive</b>	<b>Sadhbh McCoy</b>	<a href="mailto:sadhbh@limetreetheatre.ie">sadhbh@limetreetheatre.ie</a>
<b>Box Office Manager</b>	<b>Sharon Kiely</b>	<a href="mailto:sharon@limetreetheatre.ie">sharon@limetreetheatre.ie</a>
<b>Technical Manager</b>	<b>Jay Kavanagh</b>	<a href="mailto:jay@limetreetheatre.ie">jay@limetreetheatre.ie</a>
<b>Technical assistant</b>	<b>Gary Lysaght</b>	<a href="mailto:gary@limetreetheatre.ie">gary@limetreetheatre.ie</a>
<b>Operations Manager</b>	<b>Rachel Ryan-Keating</b>	<a href="mailto:rachel@limetreetheatre.ie">rachel@limetreetheatre.ie</a>



## Seating Capacity

510 seat (4 disabled positions) raked auditorium across 3 levels.  
6 audience entrance / exit doors.

The front row may be removed to facilitate orchestras.

## Stage and Access

Get in is via a cargo lift from ground level loading bay to stage level, the get in door is situated on the stage right side of the stage.

The cargo lift is 5.77m wide 2.40m deep and 3m high with 1.5m headroom at the stage level. S.W.L 5000KG. Parking is available for a van or truck outside the cargo lift.

## Stage Specifications

The stage is a ply sprung floor with a hardwood ply skin painted matt black. You may screw into the floor with approval from the technical manager. We have a stock of braces and stage weights. See masking and drapes.

We have 4 steel deck 8x4 with an 80mm ply top. Assorted leg height. Please contact the technical manager for further details.

- |  |                      |
|--|----------------------|
| ○ Stage height from auditorium floor   | 1.1m                 |
| ○ Proscenium opening                   | 10m                  |
| ○ Proscenium Height                    | 5.95m                |
| ○ Depth of setting line from back wall | 9.5m                 |
| ○ Tension wire Grid height             | 9m                   |
| ○ Fly Bar top dead                     | 8.5m                 |
| ○ Fly bar length                       | 11.m                 |
| ○ Fly bar diameter                     | 48mm od              |
| ○ Stage right wing dimensions          | 3m wide x 9.2m deep  |
| ○ Stage left wing dimensions           | 3m wide x 9.2m deep. |

## Fly's & FOH.

Front of house 30cm box truss for P.A. immediately in front of the false proscenium flown on two Loadguard BGV C1 500kg hoist. U.D.L.1000kg. Point load 500kg

6 motorized dual speed bars normally containing 3 internally wired bars with 16amp sockets and 1 x set of traverse tabs. SWL. 500KG.

21 manual hemp sets with a 100kg SWL.

## Fly Bars.

Number	Purpose	Type	S.W.L
N/A	Loudspeaker truss	Motorized	1000kg
N/A	Blue house border	Dead hung	N/a
N/A	Blue house tabs	Dead hung	N/a
N/A	False proscenium	Dead hung	N/a
1	Black border	Manual hemp set	100kg
H1	Lx.1 with I.W.B	Motorized set	500kg
2	Wind up rear projection screen	Hand winch	200kg
3	Empty	Manual hemp set	100kg
4	Empty	Manual hemp set	100kg
5	Empty	Manual hemp set	100kg
6	Black border	Manual hemp set	100kg
H2	Lx.2 with I.W.B	Motorized set	500kg
7	Empty	Manual hemp set	100kg
8	Empty	Manual hemp set	100kg
9	Empty	Manual hemp set	100kg
10	Black border	Manual hemp set	100kg
H3	Lx 3 with I.W.B	Motorized set	500kg
11	Empty	Manual hemp set	100kg
12	Empty	Manual hemp set	100kg
H4	Lx 4 with I.W.B	Motorized set	500kg
13	Empty	Manual hemp set	100kg
14	Black border	Manual hemp set	100kg
H5	Lx 5 with I.W.B	Motorized set	500kg
15	Empty	Manual hemp set	100kg
16	Empty	Manual hemp set	100kg
17	Empty	Manual hemp set	100kg
18	Black border	Manual hemp set	100kg
H6	Traverse tabs.	Motorized set	500kg
19	Empty	Manual hemp set	100kg
20	Empty	Manual hemp set	100kg
21	Empty. This bar has a limited height of 6m.	Manual hemp set	100kg

## Fly's

- Motorized set control from gantry or onstage pickle.
- Hemp sets operated from the stage left side of gantry.
- 12 x Loadguard BGV C1 500kg hoists on three up down beams on beam trollies in groups of four to a beam.
- 2 x 11m lengths of ladder truss available rigged on chain hoists.
- 6-way guardian motor controller situated in the gantry.
- See hanging plot. For positions and additional rigging points
- Wrap around gantry 3 sides.
- Tension wire grid for access to position motors 13.15m x 13.15m

## Masking & Drapes

- |   |            |
|---|------------|
| ○ Midnight blue velour house tab and pelmet     | 6m x 7.5m  |
| ○ 1 x pair of black wool serge curtains pleated | 6m x 7.5m  |
| ○ 8 x black wool serge legs on swivels pleated  | 2m x 5.9m  |
| ○ 8 x black wool serge legs on tracks pleated   | 1.5m x 6m  |
| ○ 5 x black wool serge borders. Not pleated     | 11m x 2m   |
| ○ 1 x white cyclorama                           | 11m x 7.5m |
| ○ Assorted braces and stage weights             |            |
| ○ Assorted lengths of conduit                   |            |

## Access equipment.

- 1 x Zarges ladder max working height 6.5m
- 1 x Genie GR20 vertical hoist. Working height 8m s.w.l 150kg Please note a valid MEWP ticket is necessary to operate the Genie.
- 2 x small A-Frame ladder.

# Lighting

## Control

ETC ION XE 20 with Touch screen.

Lighting facility panels with dimming power, non-dim relays, hot power, dmx and data to the following locations.

- Control room
- Front of house bridges. 1 and 2.
- Mid auditorium boom left and right.
- Proscenium boom left and right.
- Stage floor downstage left and right and upstage left and right.
- Fly floor left and right.

## Dimming

- ETC sensor dimmers. 150 dimmable circuits
- 36 ways front of house gantries
- Maximum of 106 onstage including floor patches
- 4 at each mid auditorium boom.
- 25 non dim relay dmx circuits located throughout the stage and auditorium
- 25 x 20amp independent circuits at various points around the stage and auditorium with a manual switch beside each circuit.

## Mains supplies.

- Lighting power. 2 X 63amp 3phase sockets located stage right at stage level
- Sound power 1 x 32A single phase stage right at stage level.
- Rigging power 1 x 63A 220/315v 3 phase located in the stage right gantry.

## Lantern stock

- 6 x Source 4 19° 750W
- 16 x Source 4 26° 750W
- 6 x Source 4 36° 750W
- 16 x Source 4 15/30° 750W
- 10 x Source 4 25/50° 750W
- 24x Selecon Rama Fresnel 1200W
- 8x Selecon Arena PC 2000W
- 36x Thomas Par 64 1000W
- (12 pars are currently in use as houselights, Please check with tech manager).
- 6x Selecon Lui 4-way cyc floods 1000W
- 2x Robert Juliat Topaze Follow spot with stand 1200W
- 8x Prolights Studiocob FC LED.

## Accessories & cable.

- 3 x iris for source 4
- 6 x gobo holder for source4
- 6 x top hat for source4
- 30 x Doughty boom arms
- 6 x Doughty Boom base and assorted scaff.
- 1 x Unique hazer
- 12 x 6 way I.W.Bs
- 6 x 5m multicore
- 6 x 12m multicore
- 6 x 16m multicore
- 6 x 20m multicore.
- 10 x fan in 16A
- 10 x fan out 16A
- 6 x 4 way socket boxes (for cyc floods)
- 20 x 3m 16A mains cable
- 20 x 10m 16A mains cable
- 20 x 3way 16A splitter
- Assorted 5 pin Dmx



# Sound

## Control

Yamaha LS9 16 digital console (booth & auditorium mix positions) usually situated in control booth

Fitted with YGDAI MY8-AD96 analogue input card, Dsub cable and 8 way pre amp.

## Speaker system

- 1 x D&B Q7 stage right on s/r proscenium lighting boom
- 2 x D&B Q7 on FOH truss 1x left 1x right.
- 1 x D&B Q7 stage left on s/l proscenium lighting boom.
- 2 x D&B Q7 Delays hung from FOH 2
- 2 x D&B QSUB on the floor in front of the stage.
- 3 x D&B E0 front fills
- 4 x D&B E12 monitors.

## Microphones

- 4 x Shure Beta 91A
- 6 x Shure SM58-LC
- 4 x Shure SM57-LC
- 1 x Shure DMH57-52 Drum mic set.
- 4 x Shure PG81-XLR

## Ancillaries and cable

- 6 x BSS AR133 Di box
- 10 x K&N tall boom mic stands
- 6 x K&N short boom mic stands
- Assorted mic cable 3m – 15m
- Assorted multicore for patching into our audio system

## Touring

We are happy for touring companies to use our system and equipment.

The front of house mix position is located at the back of the auditorium with easy access to our full audio patch system.

## Q-Lites

The theatre operates a totally patchable GDS Cuelight system, which is built into the stage management desk, with 12 remote outstations and further fixed outstations located at each auditorium door.

## Comms

The theatre operates a dual circuit Canford system capable of handling up to 12 outstations. We have 10 headsets and belt packs which can be patched to most areas in the stage and auditorium as well as comms built into the stage management desk.

## Prompt desk.

The stage management desk has a full cue light system and paging facility to front of house, back of house and bar bells. The desk can be situated in the following areas. Stage right wing, stage left wing or control room.

There is a paging station located in the control room.

## Hearing Assistance

The theatre operates a Sennheiser IR system for use with dedicated headsets and neck loops. This is connected to the show relay system.

We have 12 headsets and 5 loop sets.

## WiFi.

Access to the WI network is available on request from the Technical Manager.

# Backstage Facilities

Access to the backstage area and dressing rooms is via a door located in the foyer. This door is accessed with a swipe card. This door is controlled by Lime Tree and Security staff.

There are two dressing rooms and one green room.

There is a shower and hand basin in each dressing room.

There is a show relay video monitor and loudspeaker in both dressing rooms and the green room

Toilet facilities are located outside dressing room 1. and the green room.

Both toilets are wheelchair accessible

Tea and coffee facilities are available in the Green room

There is a fridge, microwave, and kitchen sink in the Green Room.

## Laundry facilities

There is a 7kg washer and a 9kg condenser drier located in the green room.

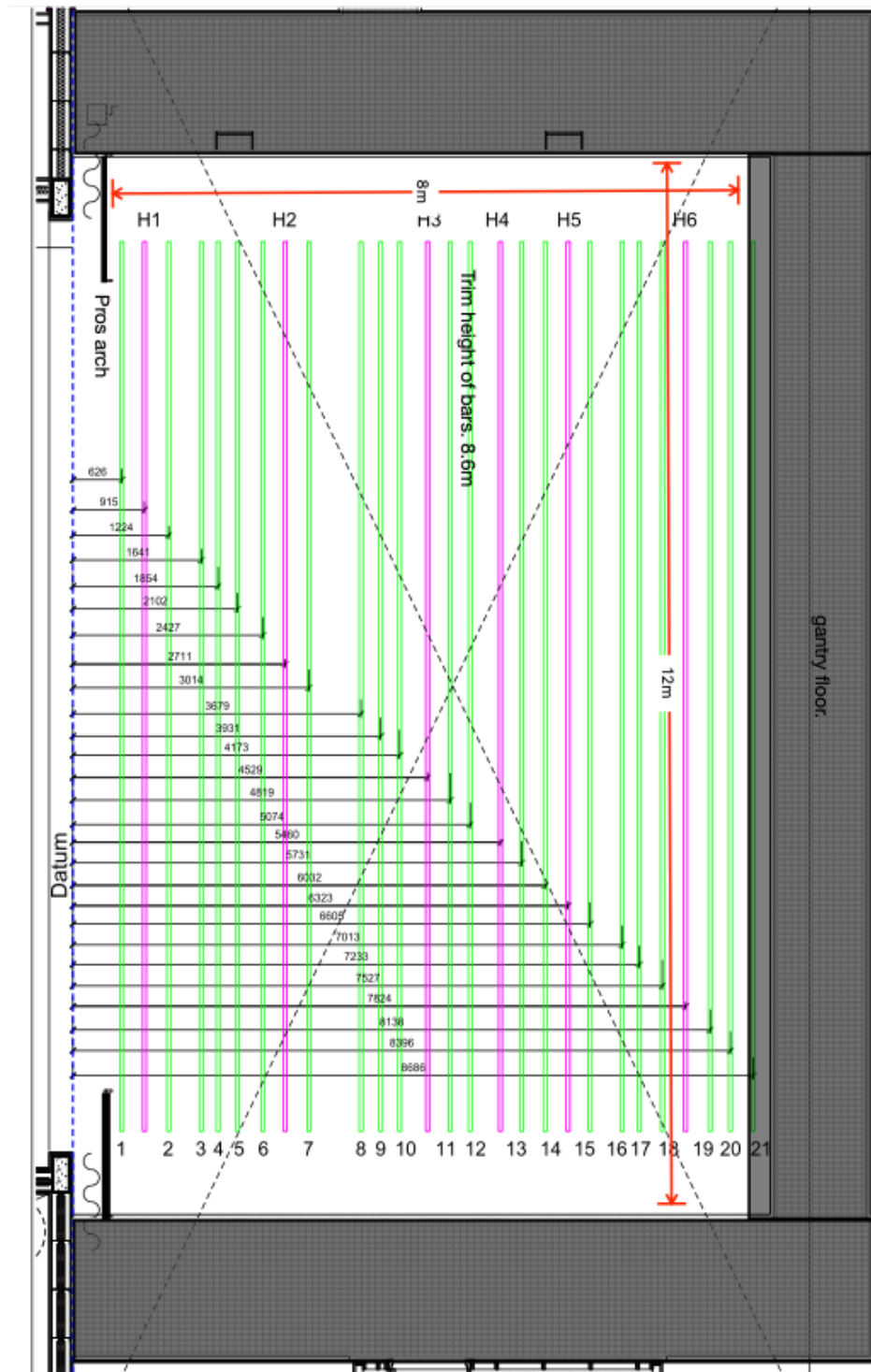
There is an Iron and ironing board located in the Green room.

Costume rails are built in to each dressing room.

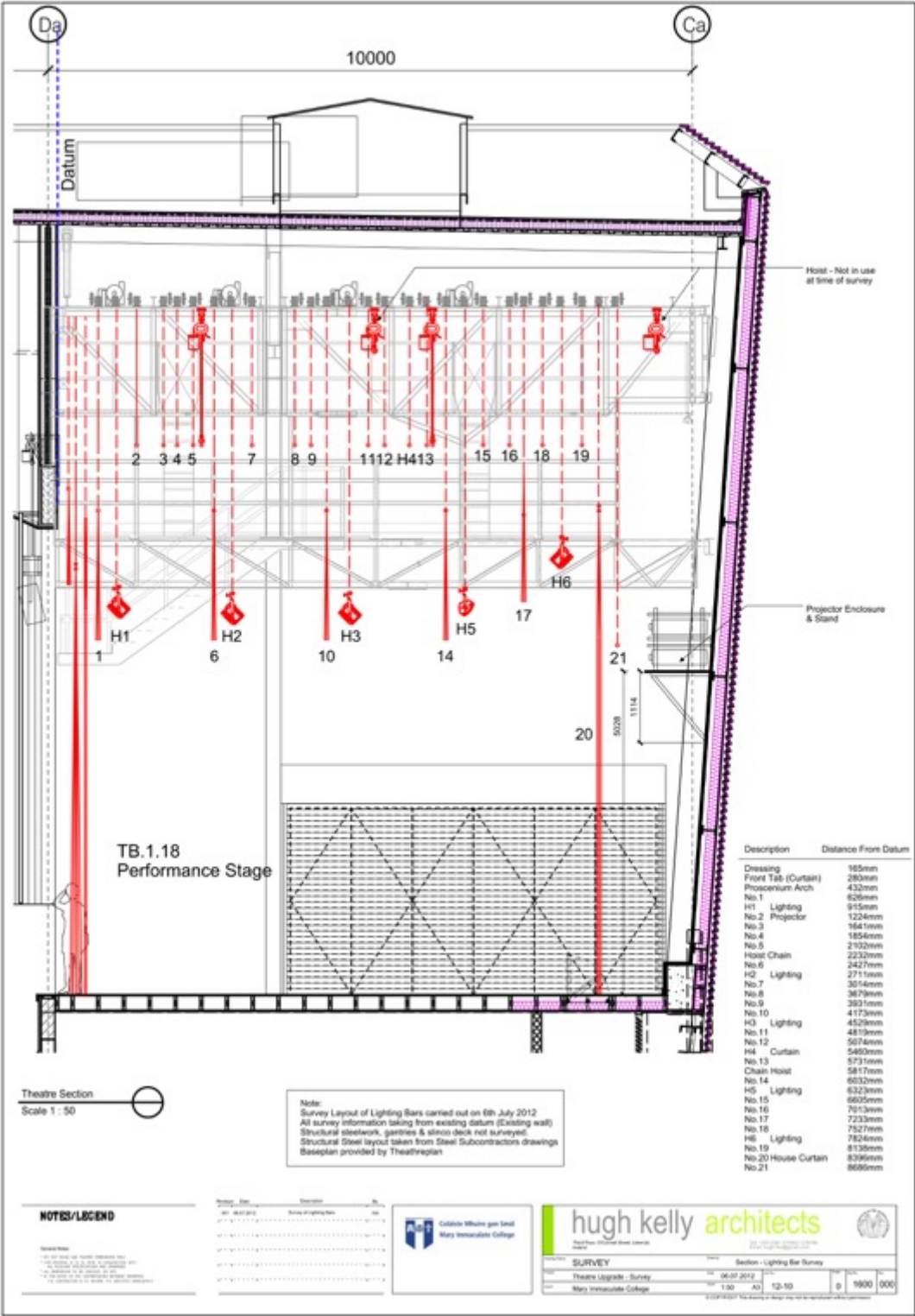
# PLANS.

Plans are available in PDF format from the Technical manager. Some DWGs are also available on request.

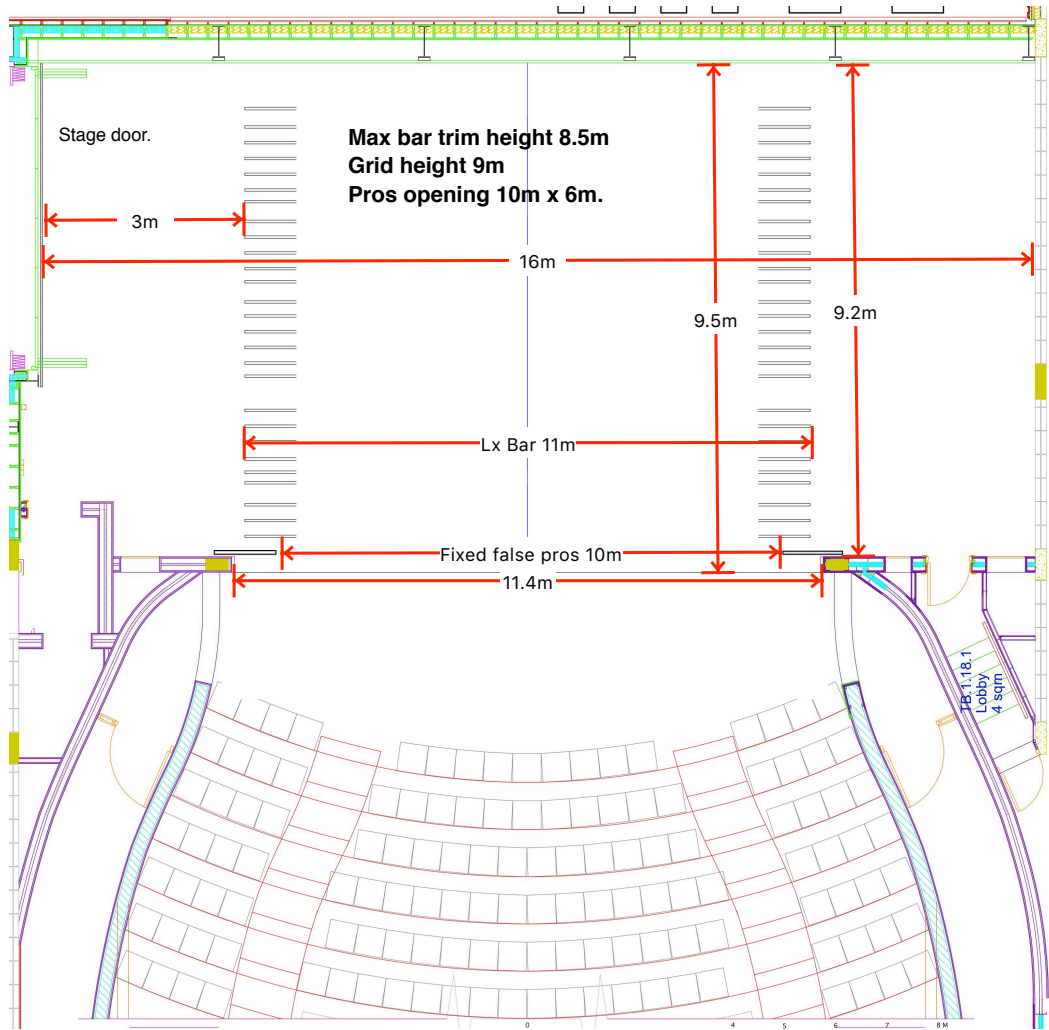
## Gantry and Lighting bar measurements



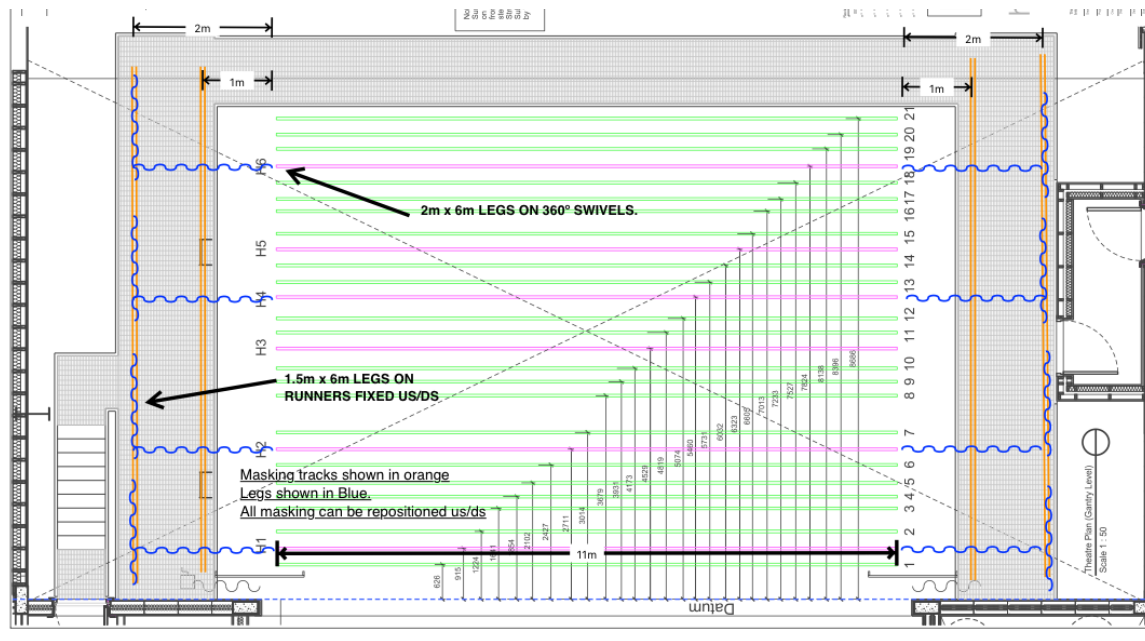
# Stage section



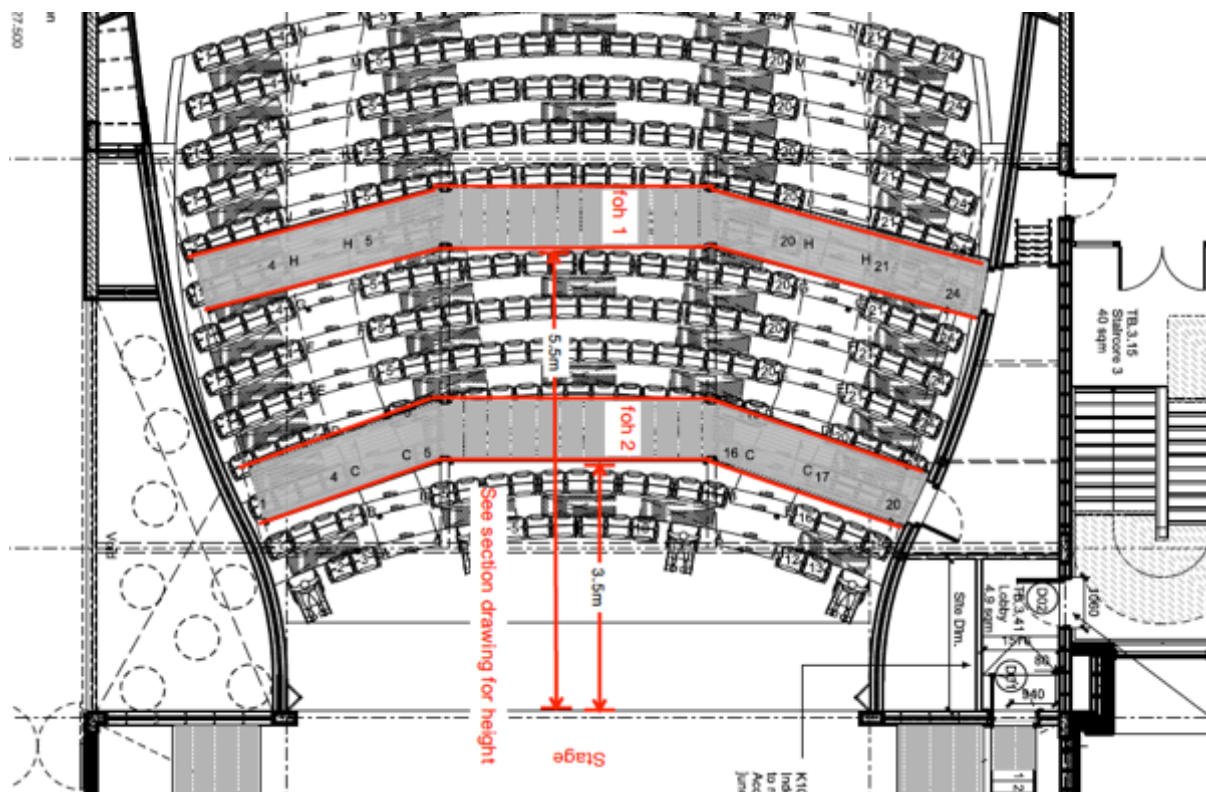
Basic measurements



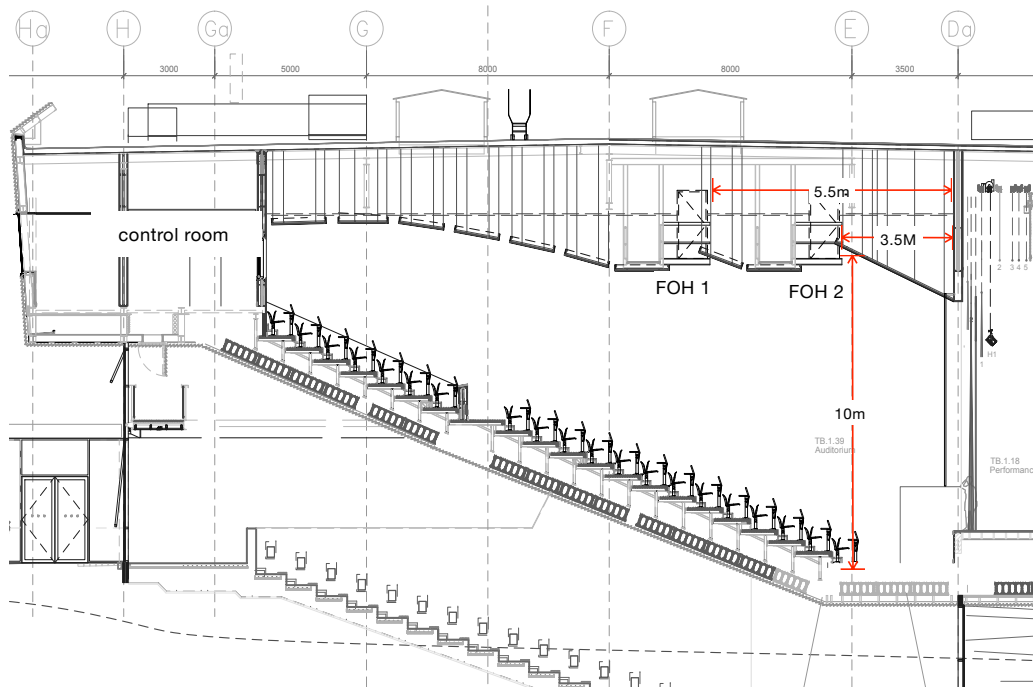
Masking.



## FOH overhead plan



## FOH Section



## **Directions to the Lime Tree Theatre, Mary Immaculate College, Limerick.** **Coming from East/North on M7 (Nenagh/Dublin)**

Follow the by-pass around Limerick city to last exit before the tunnel (**EXIT 2**)

### **From EXIT 2:**

At roundabout at bottom of off-ramp at **EXIT 2**, take 3<sup>rd</sup> exit, following signs for the city centre

Immediately after passing under the motorway, is a second roundabout, take 2<sup>nd</sup> exit, continuing to follow signs for City Centre (you are now on the Dock Road)

Drive approx. 1 km, come to another roundabout, go straight through, continuing towards the city centre.

Drive through next set of traffic lights

### **At second set of traffic lights, turn right on to Courtbrack Avenue**

Drive approx 300m, main entrance to **Mary Immaculate College** is on the left.

Drive into the grounds, following the road as it veers to the right. The Theatre is in



the main modern building directly ahead. Parking is to the left.

Access to the scene dock: as you drive towards the building you will see an entrance that allows you to drive in towards the main entrance (restricted access)

# Scene Dock Access

